

PACIFIC FRUIT EXPRESS REEFERS FOR 1/8 SCALE

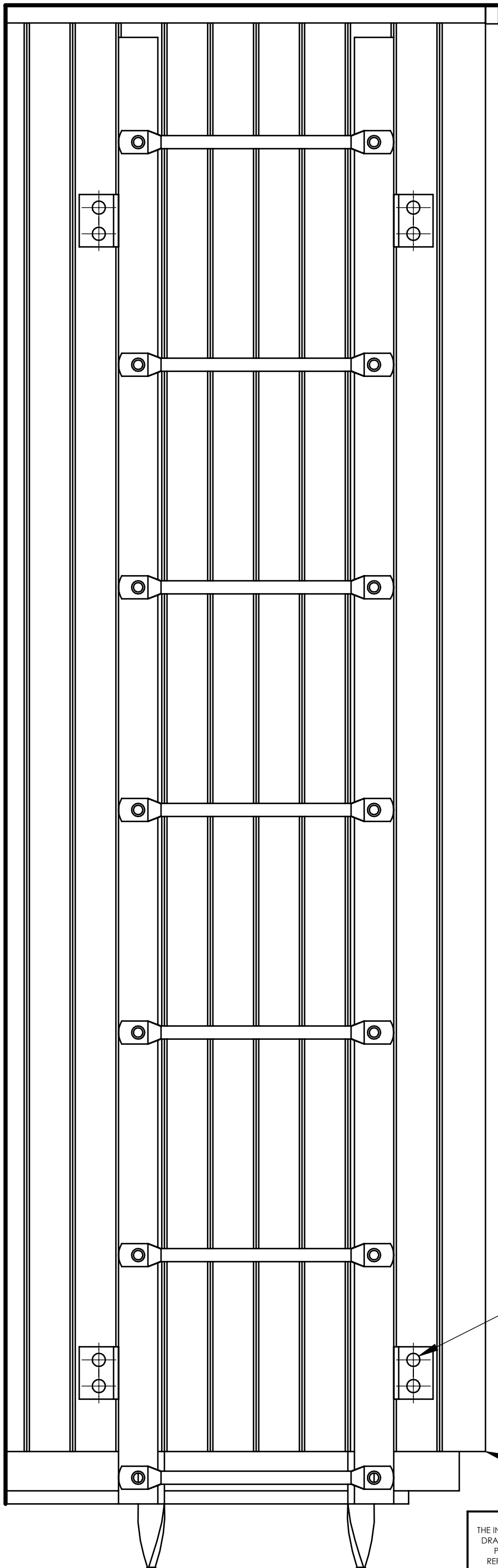
APPENDIX A

This appendix contains the following drawings:

PFE75_DRILLTEMP_A
PFE75_DRILLTEMP_B
PFE75_DRILLTEMP_C
PFE75_DRILLTEMP_D
PFE75_DRILLTEMP_E
PFE75_DRILLTEMP_F

The following drawings should be printed on 11" x 17" paper

**THE INFORMATION CONTAINED IN THIS APPENDIX IS THE SOLE PROPERTY OF PACIFIC DESIGN SHOPS.
ANY REPRODUCTION IN PART OR AS A WHOLE WITHOUT THE WRITTEN PERMISSION OF PACIFIC DESIGN SHOPS IS PROHIBITED.**

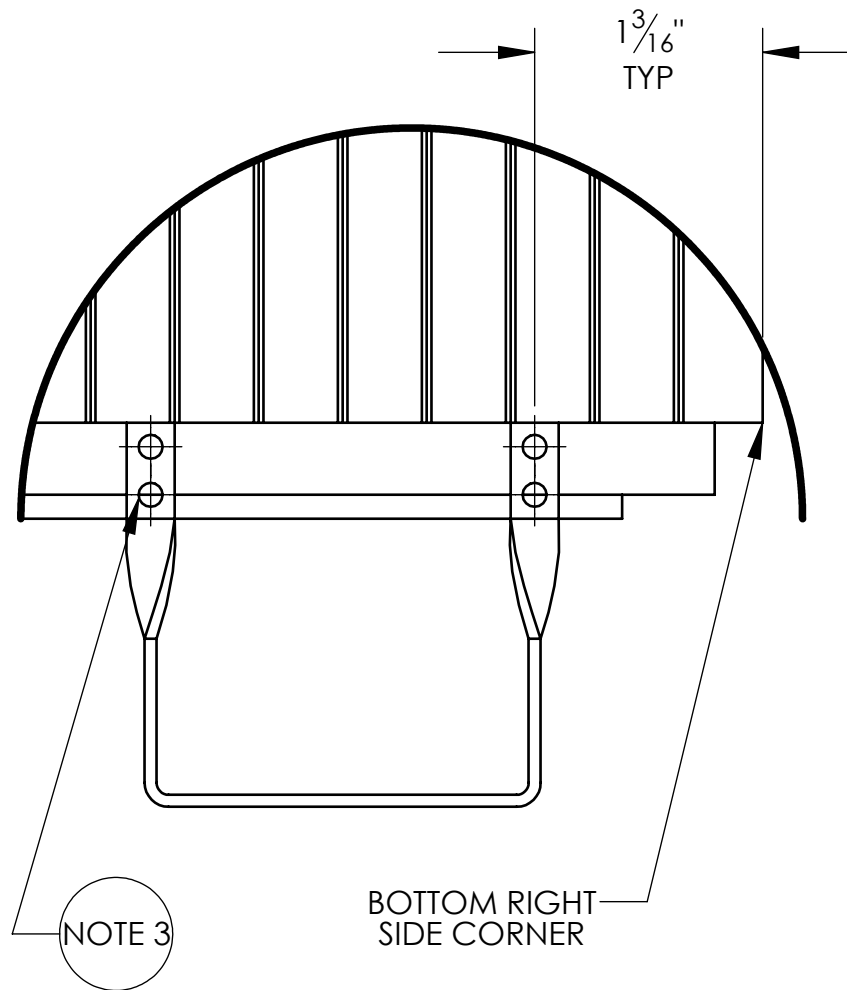
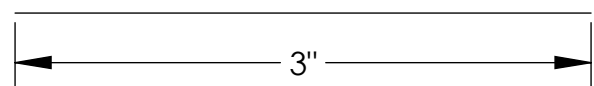


SIDE VIEW OF CAR

NOTES:

1. Views are cropped. Parts hidden for better clarity.
2. Use this drill guide for both sides of car.
3. Attach Stirrup to car with the following hardware:
 - Without angle: McMaster Carr P/N: 90081A108, Size 4 x 3/8" Screw Nails, QTY: 2 (use top holes only)
 - With angle: McMaster Carr P/N: 92949A103, 4-40 x 1/8" long button head screw, QTY: 4

If printed at the correct scale, the line below should be 3" long



BOTTOM RIGHT SIDE CORNER

Locate and drill holes at all target marks

BOTTOM RIGHT SIDE CORNER

NOTES: UNLESS OTHERWISE SPECIFIED

THE INFORMATION CONTAINED IN THIS DRAWING IS THE SOLE PROPERTY OF PACIFIC DESIGN SHOPS. ANY REPRODUCTION IN PART OR AS A WHOLE WITHOUT THE WRITTEN PERMISSION OF PACIFIC DESIGN SHOPS IS PROHIBITED.

DRILL TEMPLATE: LADDER SIDES

| | | |
|------------|--------------------|--------------|
| SIZE | DRAWING NO. | REV |
| B | PFE75_DRILLTEMP_A | A |
| SCALE: 1:1 | DO NOT SCALE PRINT | SHEET 1 OF 1 |

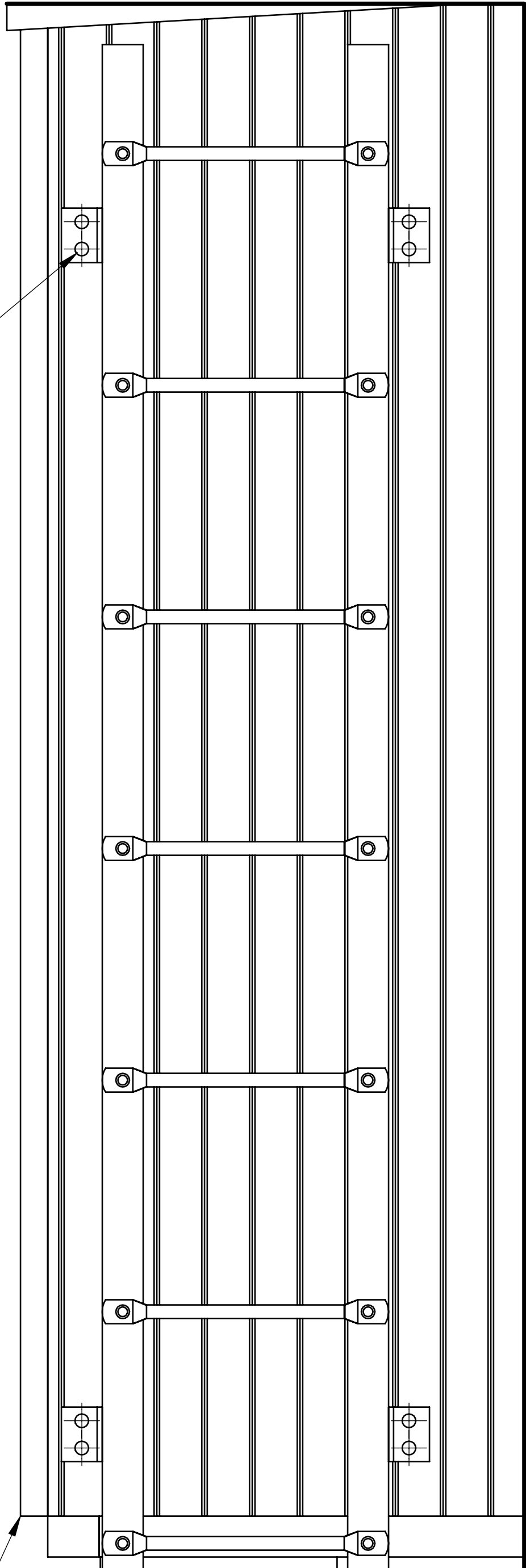
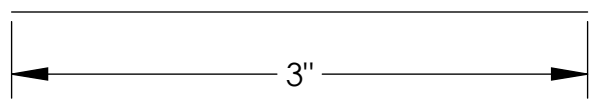
END VIEW OF CAR

NOTES:

1. View is cropped. Parts hidden for better clarity.
2. Use this drill guide for both ends of car.

Locate and drill holes at all target marks

If printed at the correct scale, the line below should be 3" long



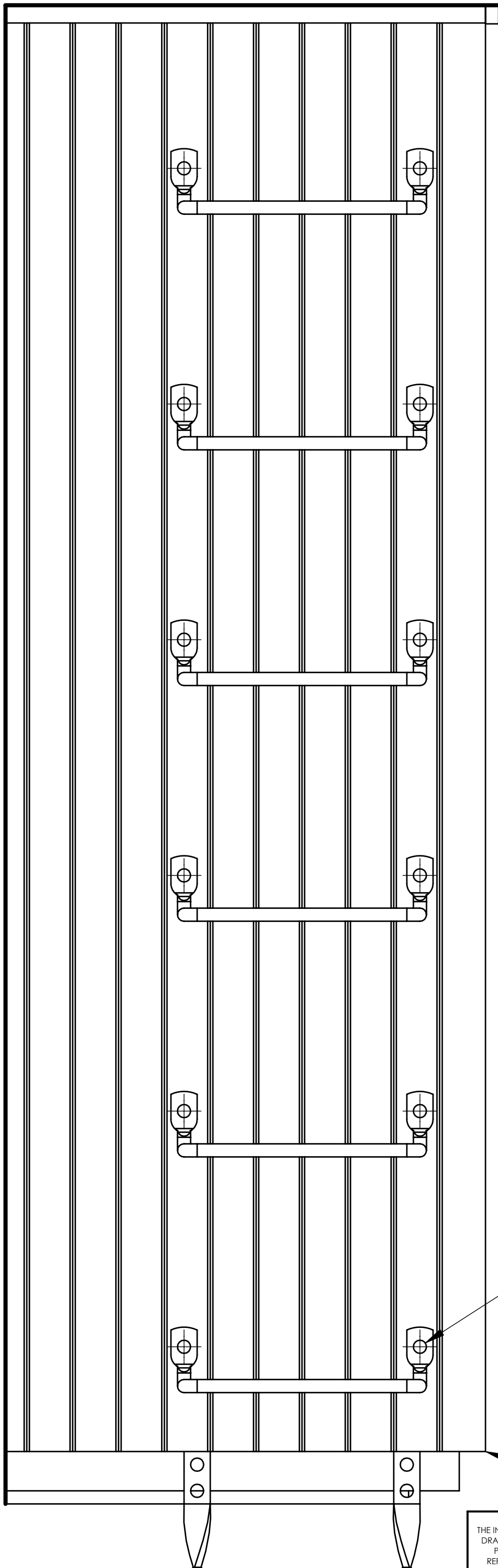
BOTTOM LEFT
END CORNER

NOTES: UNLESS OTHERWISE SPECIFIED

THE INFORMATION CONTAINED IN THIS DRAWING IS THE SOLE PROPERTY OF PACIFIC DESIGN SHOPS. ANY REPRODUCTION IN PART OR AS A WHOLE WITHOUT THE WRITTEN PERMISSION OF PACIFIC DESIGN SHOPS IS PROHIBITED.

DRILL TEMPLATE: LADDER ENDS

| | | |
|-------------------|---|----------------------------|
| SIZE B | DRAWING NO. PFE75_DRILLTEMP_B | REV A |
| SCALE: 1:1 | DO NOT SCALE PRINT | SHEET 1 OF 1 |

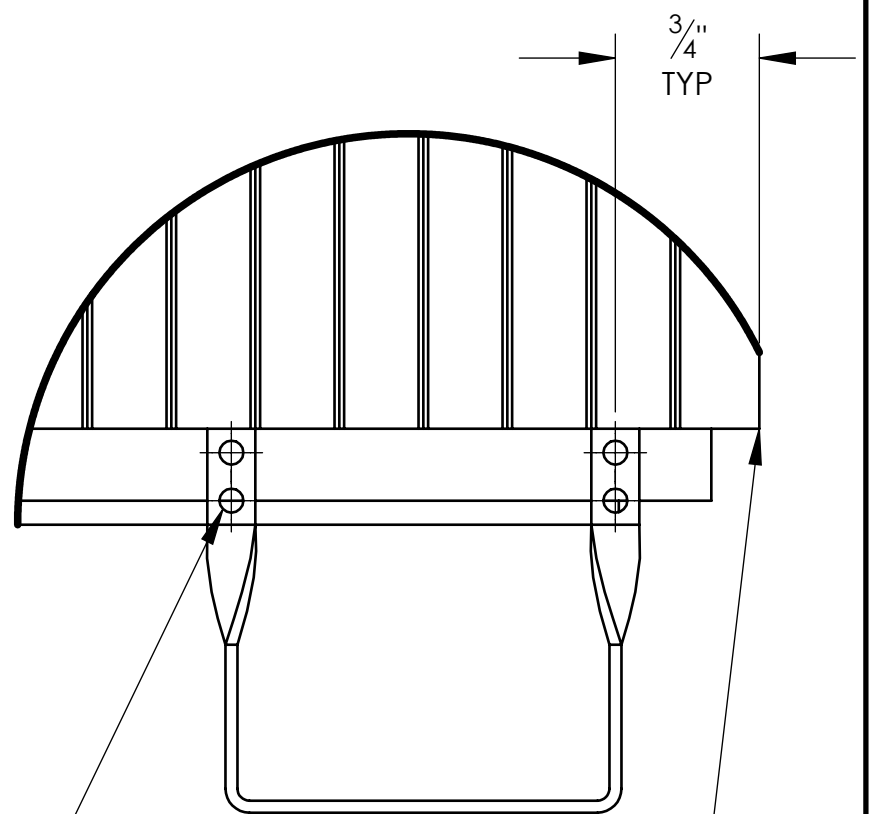
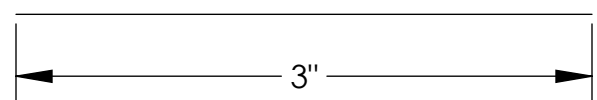


SIDE VIEW OF CAR

NOTES:

1. Views are cropped. Parts hidden for better clarity.
2. Use this drill guide for both sides of car.
3. Attach Stirrup to car with the following hardware:
 - Without angle: McMaster Carr P/N: 90081A108, Size 4 x 3/8" Screw Nails, QTY: 2 (use top holes only)
 - With angle: McMaster Carr P/N: 92949A103, 4-40 x 1/8" long button head screw, QTY: 4

If printed at the correct scale, the line below should be 3" long



NOTE 3

BOTTOM RIGHT SIDE CORNER

Locate and drill holes at all target marks

BOTTOM RIGHT SIDE CORNER

NOTES: UNLESS OTHERWISE SPECIFIED

THE INFORMATION CONTAINED IN THIS DRAWING IS THE SOLE PROPERTY OF PACIFIC DESIGN SHOPS. ANY REPRODUCTION IN PART OR AS A WHOLE WITHOUT THE WRITTEN PERMISSION OF PACIFIC DESIGN SHOPS IS PROHIBITED.

DRILL TEMPLATE: GRABIRONS SIDES

| | | |
|------------|--------------------|--------------|
| SIZE | DRAWING NO. | REV |
| B | PFE75_DRILLTEMP_C | A |
| SCALE: 1:1 | DO NOT SCALE PRINT | SHEET 1 OF 1 |

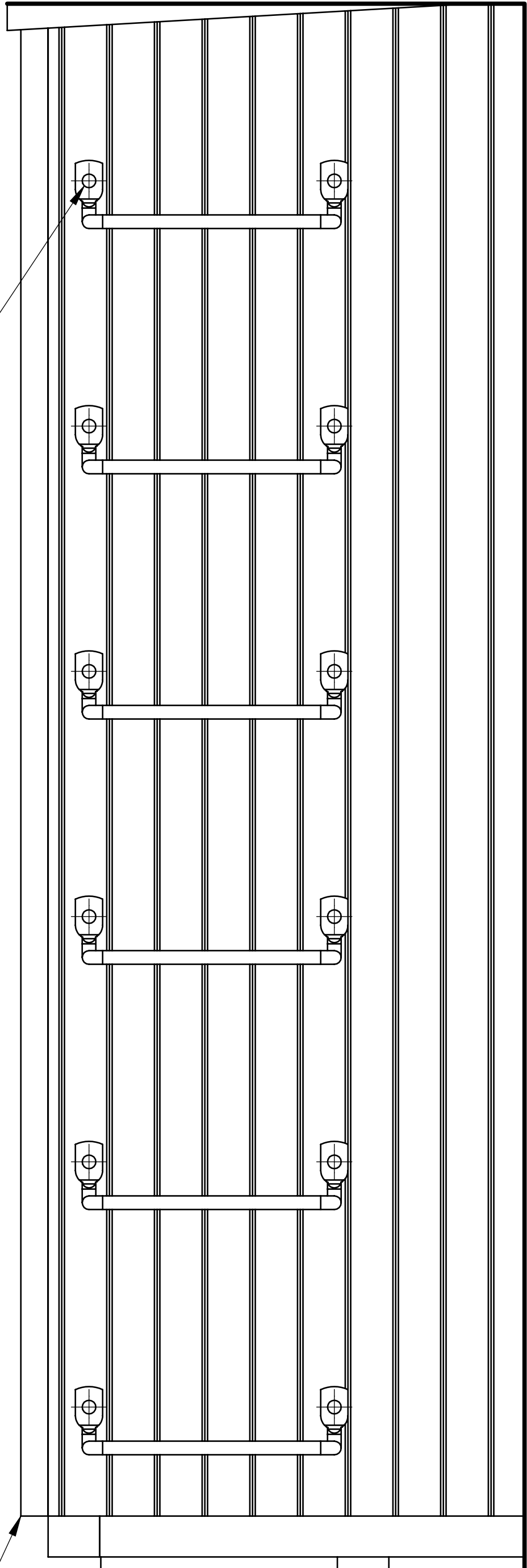
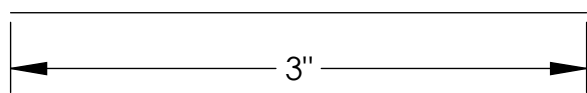
END VIEW OF CAR

NOTES:

1. View is cropped. Parts hidden for better clarity.
2. Use this drill guide for both ends of car.

Locate and drill holes at all target marks

If printed at the correct scale, the line below should be 3" long



BOTTOM LEFT
END CORNER

NOTES: UNLESS OTHERWISE SPECIFIED

THE INFORMATION CONTAINED IN THIS DRAWING IS THE SOLE PROPERTY OF PACIFIC DESIGN SHOPS. ANY REPRODUCTION IN PART OR AS A WHOLE WITHOUT THE WRITTEN PERMISSION OF PACIFIC DESIGN SHOPS IS PROHIBITED.

DRILL TEMPLATE: GRABIRONS ENDS

| | | |
|------------|--------------------|--------------|
| SIZE | DRAWING NO. | REV |
| B | PFE75_DRILLTEMP_D | A |
| SCALE: 1:1 | DO NOT SCALE PRINT | SHEET 1 OF 1 |

SIDE VIEW OF CAR

NOTES:

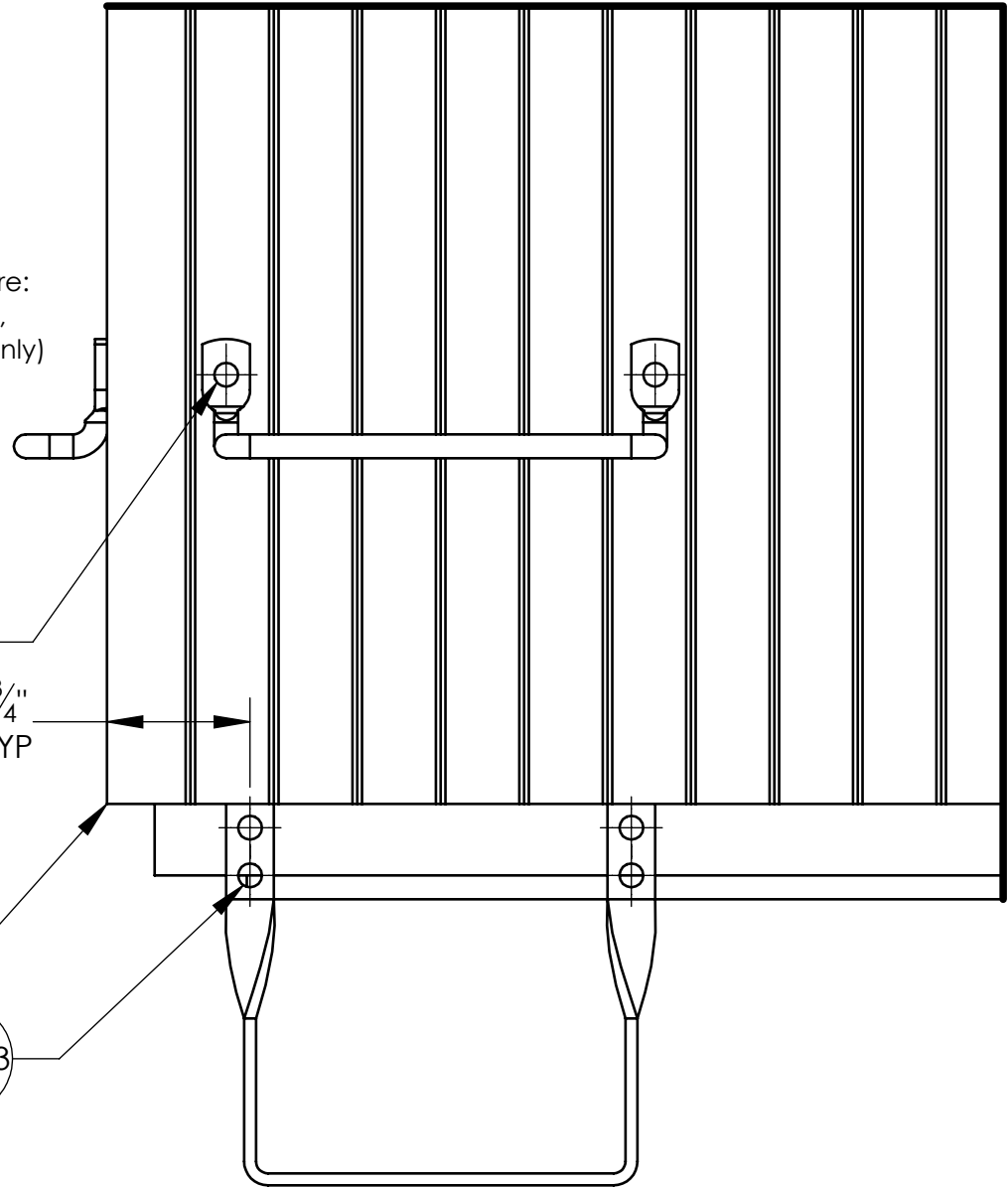
1. View is cropped. Parts hidden for better clarity.
2. Use this drill guide for both sides of car.
3. Attach Stirrup to car with the following hardware:
 - Without angle: McMaster Carr P/N: 90081A108, Size 4 x 3/8" Screw Nails, QTY: 2 (use top holes only)
 - With angle: McMaster Carr P/N: 92949A103, 4-40 x 1/8" long button head screw, QTY: 4

Locate and drill holes at all target marks

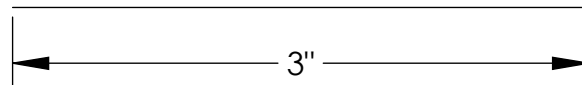
3/4"
TYP

BOTTOM LEFT
SIDE CORNER

NOTE 3



If printed at the correct scale, the line below should be 3" long



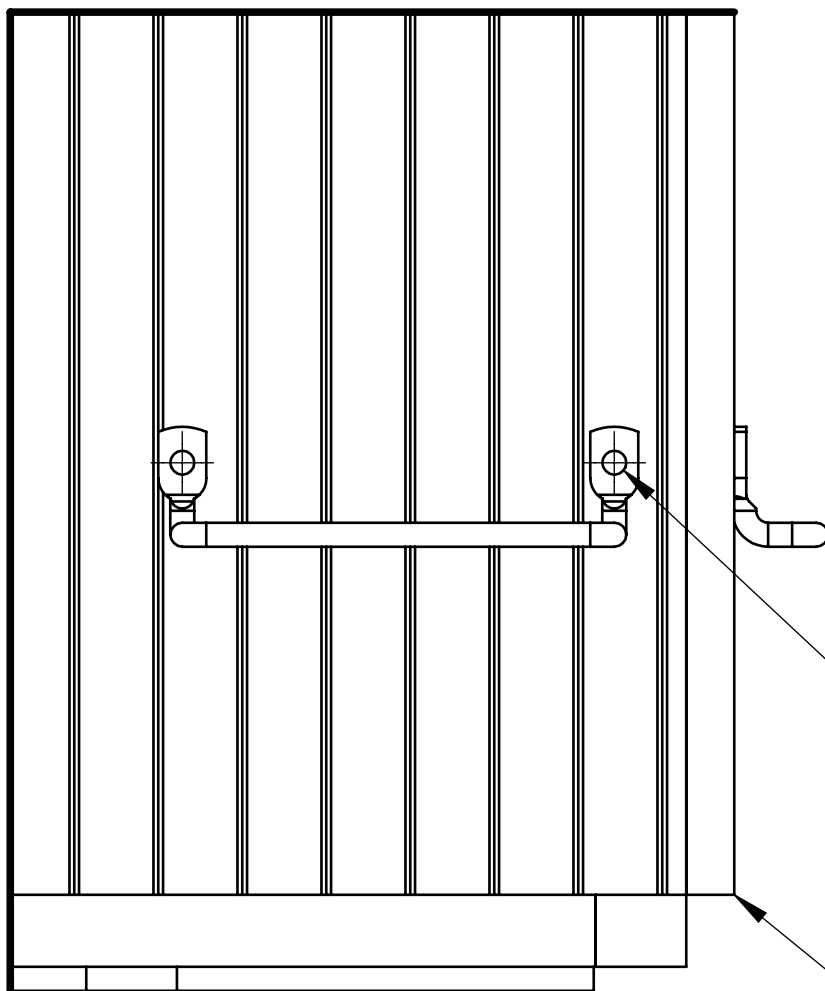
END VIEW OF CAR

NOTES:

1. View is cropped. Parts hidden for better clarity.
2. Use this drill guide for both ends of car.

Locate and drill holes at all target marks

BOTTOM RIGHT
END CORNER



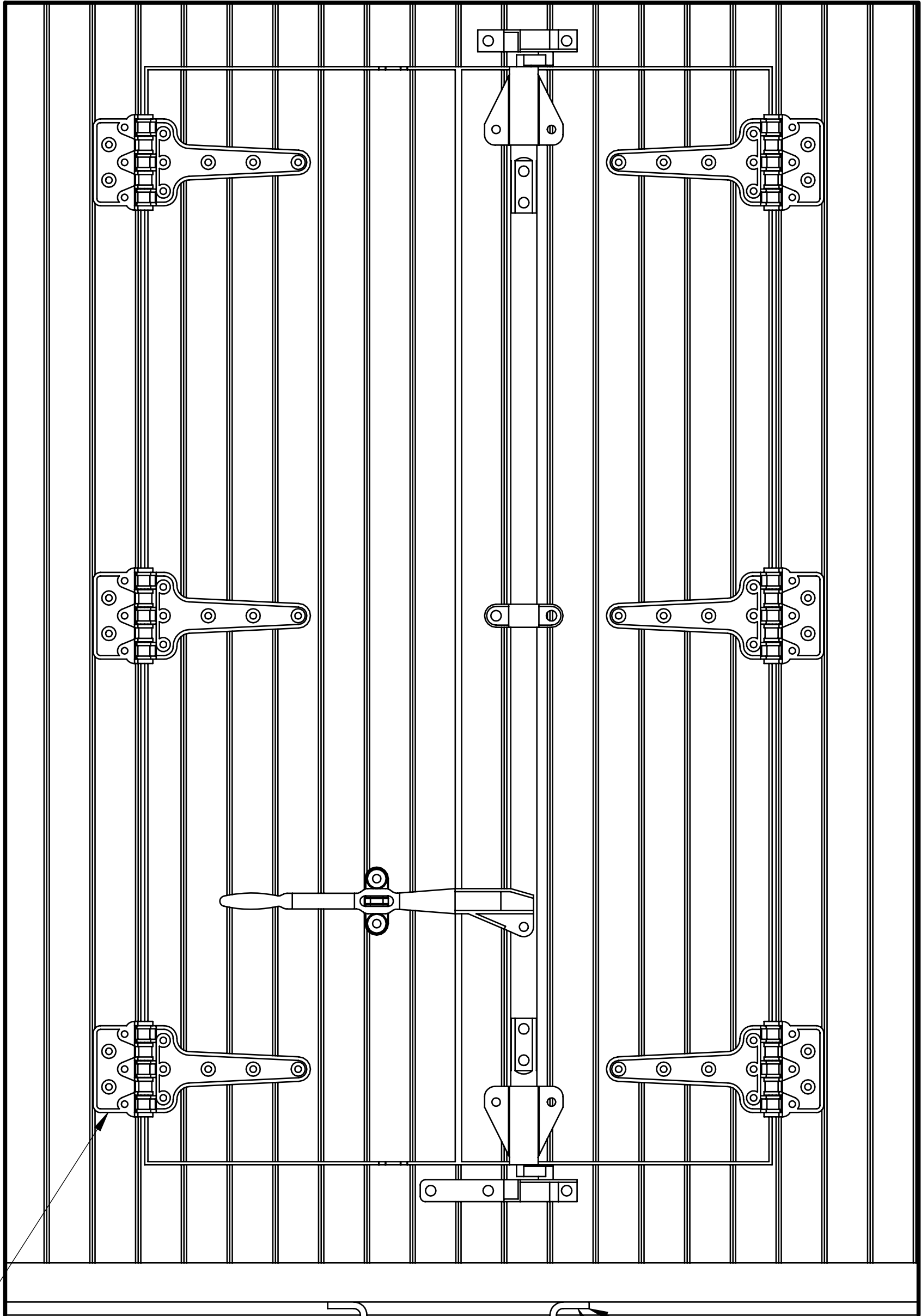
NOTES: UNLESS OTHERWISE SPECIFIED

THE INFORMATION CONTAINED IN THIS DRAWING IS THE SOLE PROPERTY OF PACIFIC DESIGN SHOPS. ANY REPRODUCTION IN PART OR AS A WHOLE WITHOUT THE WRITTEN PERMISSION OF PACIFIC DESIGN SHOPS IS PROHIBITED.

DRILL TEMPLATE: EXTRA GRABIRONS

| | | |
|-------------------|---|----------------------------|
| SIZE B | DRAWING NO. PFE75_DRILLTEMP_E | REV A |
| SCALE: 1:1 | DO NOT SCALE PRINT | SHEET 1 OF 1 |

PACIFIC DESIGN SHOPS



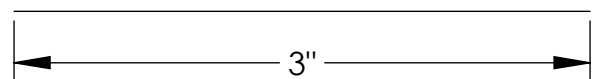
Locate door hardware parts using printout.
Use holes in door hardware to mark holes
(Castings may vary slightly from 3D models)

Center stirrup on car

NOTE 3

Stirrup is cropped

If printed at the correct scale, the line below should be 3" long



NOTES:

1. View is cropped.
2. Use this drill guide for both sides of car.
3. Attach Stirrup to car with the following hardware:
 - Without angle: McMaster Carr P/N: 90081A108, Size 4 x 3/8" Screw Nails, QTY: 2
 - With angle: McMaster Carr P/N: 92949A103, 4-40 x 1/8" long button head screw, QTY: 2

NOTES: UNLESS OTHERWISE SPECIFIED

THE INFORMATION CONTAINED IN THIS DRAWING IS THE SOLE PROPERTY OF PACIFIC DESIGN SHOPS. ANY REPRODUCTION IN PART OR AS A WHOLE WITHOUT THE WRITTEN PERMISSION OF PACIFIC DESIGN SHOPS IS PROHIBITED.

DRILL TEMPLATE: DOOR HARDWARE

| | | |
|-------------------|---|----------------------------|
| SIZE B | DRAWING NO. PFE75_DRILLTEMP_F | REV A |
| SCALE: 1:1 | DO NOT SCALE PRINT | SHEET 1 OF 1 |